

CLEARINGHOUSE



How to edit a trademark record

Trademark Agent

Trademark Clearinghouse

30/09/2020

Version 1.1

Contents

1. Introduction	3
2. How to edit a trademark record when signed in as a Trademark Agent	4
2.1. Edit a trademark record before ordering	4
2.2. Edit a trademark record with status “Incorrect”	5
2.3. Edit a trademark record with a status set on “invalid” (extra correction)	6



1. Introduction

This guide will provide Trademark Agents an overview of the necessary steps to edit a trademark record in the Trademark Clearinghouse.

A trademark record is only editable in three specific situations:

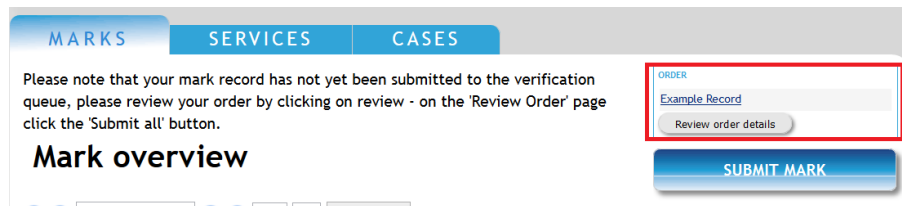
- After a trademark record was submitted, but not yet ordered (payed for);
- After the status of a trademark record has been set to “incorrect” by the Trademark Clearinghouse;
- In case the Agent purchases an extra correction. More information can be found in section [2.3](#) of this document.



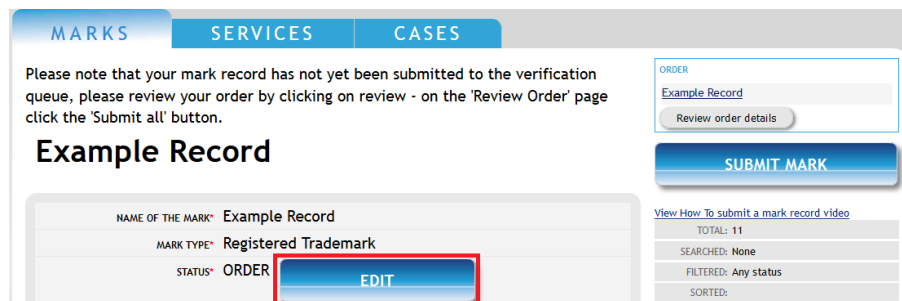
2. How to edit a trademark record when signed in as a Trademark Agent

2.1. Edit a trademark record before ordering

To edit a trademark record before ordering, the Trademark Agent can click on the trademark record directly in the “Order Overview” as shown in the image below:



After clicking on the trademark record, the Trademark Agent can then select the “Edit” button and update all the necessary fields:



Note: Changing the name of the trademark included in the trademark record will delete previous labels and generate new ones.

After updating the specific fields, the Trademark Agent must mark the box next to the declaration (A) certifying that all the information provided in the fields is complete and accurate. The Trademark Agent clicks on “Update without submitting” (B) to save the changes and submit for re-verification.

[Trademark Holder/Trademark agent] hereby certifies that the information submitted to the Clearinghouse is, to the best of [Trademark Holder/Trademark agent] knowledge, complete and accurate, that the trademarks set forth in this submission are currently in use in the manner set forth in the accompanying specimen, in connection with the class of goods or services specified when this submission was made to the Clearinghouse; that this information is not being presented for any improper purpose; and that if, at any time, the information contained in this submission is no longer accurate, the [Trademark Holder/Trademark agent] will notify the Clearinghouse within a reasonable time of that information which is no longer accurate, and to the extent necessary, provide that additional information necessary for the submission to be accurate. Furthermore, if any Clearinghouse-verified mark subsequently becomes abandoned by the Trademark Holder, the [Trademark Holder/Trademark agent] will notify the Clearinghouse within a reasonable time that the mark has been abandoned, or has been the subject of successful opposition, invalidation, cancellation, or rectification proceedings.



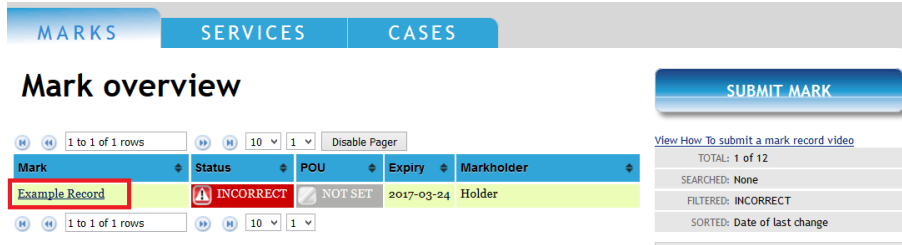
UPDATE WITHOUT SUBMITTING





2.2. Edit a trademark record with status “Incorrect”

To edit a trademark record for which the status is set to “incorrect” by the Trademark Clearinghouse, the Trademark Agent must click on the trademark record in the “Mark Overview”:

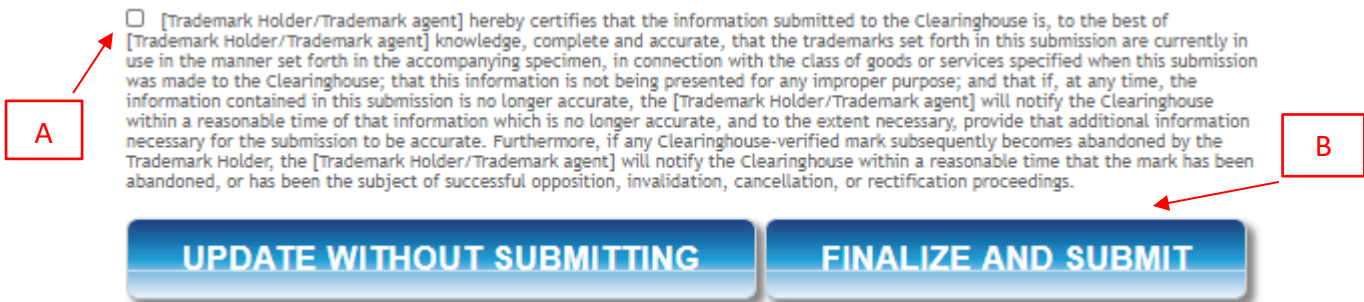


After clicking on the trademark record, the Trademark Agent can select the “Edit” button and edit all the fields.



Note: Changing the name of the trademark included in the trademark record will delete previous labels and generate new ones.

After correcting the fields (which are incorrect), the Trademark Agent must mark the checkbox (A) to certify that all the information provided in the fields is complete and correct. Then, the Trademark Agent clicks on “Finalize and submit” (B) to save the changes and submit for re-verification.



After clicking on the “Finalize and submit” button, a message will pop up asking to confirm the submission. Click on “OK” to confirm the submission¹.

accbx.trademark-clearinghouse.com says

Are you sure you want to re-submit your trademark record for verification? Please note that once re-submitted, you can no longer make adjustments to the submitted information.

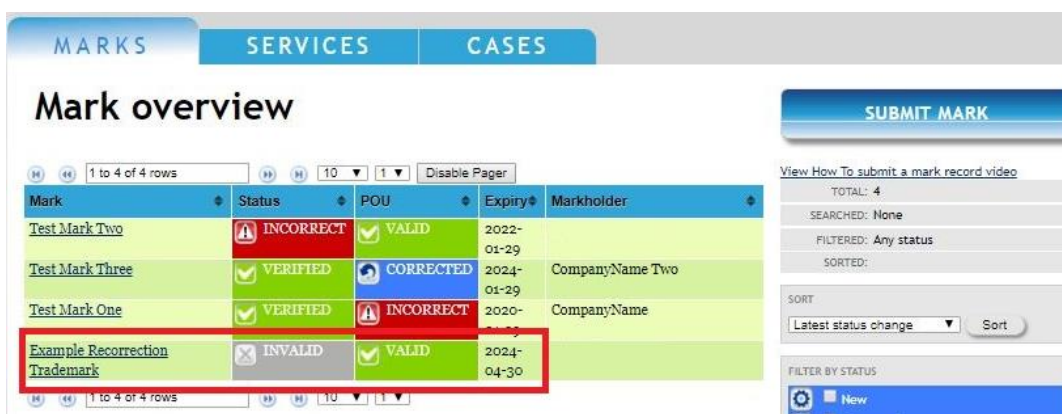


Before final confirmation, please make sure that all the information submitted is correct. In case you have any questions, do not hesitate to reach out to our customer support. Once confirmed, the trademark record will be validated again by the Trademark Clearinghouse.

2.3. Edit a trademark record with a status set on “invalid” (extra correction)²

In order to give Trademark Agents an additional opportunity to correct the information of their “invalid” trademark records, the Trademark Clearinghouse allows to purchase an extra correction.

To edit a trademark record which status has been set to “invalid” by the Trademark Clearinghouse, the Trademark Agent must click on the trademark record in the “Mark Overview”:



¹ By clicking on “Cancel”, you will cancel the operation.

² Note that this extra correction will be charged 75 USD directly from the Trademark Agent’s account and is available only for “invalid” trademark records that have not expired in the TMCH.



After clicking on the trademark record, the Trademark Agent can select the “Additional Correction” button below the status field.

The screenshot shows the 'Example Recorrection Trademark' page. The status is 'INVALID' and the 'Additional correction' button is highlighted with a red box. The page includes a 'SUBMIT MARK' button, a 'View How To submit a mark record video' link, and a 'FILTER BY STATUS' section with options for 'New', 'Corrected', and 'Verified'.

Once selected, a pop up message will appear as shown below.

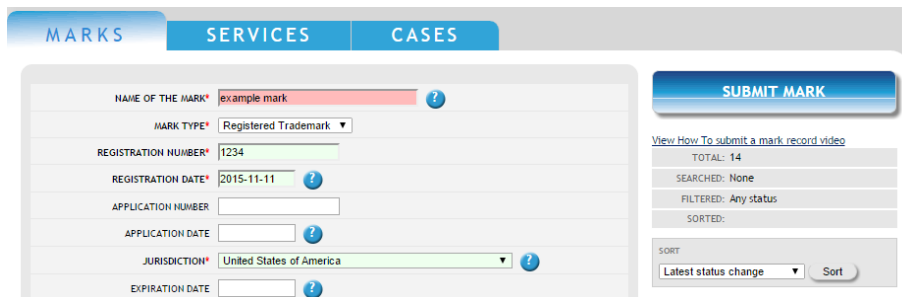
The screenshot shows a pop-up message from accbx.trademark-clearinghouse.com. The message asks for confirmation to buy an extra correction for \$75. The 'OK' button is highlighted with a red box. The background shows the same trademark record page as the previous screenshot.

Please read this message carefully and click on “OK” if you wish to confirm³. Note that clicking on the “OK” button will trigger a **deduction of 75 USD from the Trademark Agent’s account**, which covers the fees of the extra correction.

Once confirmed, the status of the selected trademark record will go from “invalid” to “incorrect” to let you edit the related trademark information.



The Trademark Agent needs to select the “Edit” button and can then edit all the fields.



Please note that the agent is not allowed to change both the mark name and mark registration number. Only one of these two fields can be changed since the extra correction is only available for previously submitted trademarks. Please make sure at least one of both fields remains unchanged; otherwise, the update of your trademark record will not be accepted.

Note: Changing the name of the trademark included in the trademark record will delete previous labels and generate new ones.

³ By clicking on “Cancel”, you will cancel the operation.



After correcting the applicable fields, the Trademark Agent must mark the checkbox (A) to certify that all the information provided in the fields is complete and accurate. The Trademark Agent clicks on “Finalize and submit” (B) to save the changes and submit for re-verification.

[Trademark Holder/Trademark agent] hereby certifies that the information submitted to the Clearinghouse is, to the best of [Trademark Holder/Trademark agent] knowledge, complete and accurate, that the trademarks set forth in this submission are currently in use in the manner set forth in the accompanying specimen, in connection with the class of goods or services specified when this submission was made to the Clearinghouse; that this information is not being presented for any improper purpose; and that if, at any time, the information contained in this submission is no longer accurate, the [Trademark Holder/Trademark agent] will notify the Clearinghouse within a reasonable time of that information which is no longer accurate, and to the extent necessary, provide that additional information necessary for the submission to be accurate. Furthermore, if any Clearinghouse-verified mark subsequently becomes abandoned by the Trademark Holder, the [Trademark Holder/Trademark agent] will notify the Clearinghouse within a reasonable time that the mark has been abandoned, or has been the subject of successful opposition, invalidation, cancellation, or rectification proceedings.

UPDATE WITHOUT SUBMITTING **FINALIZE AND SUBMIT**

After clicking on the “Finalize and submit” button, a message will pop up asking to confirm the re-submission. Click on “OK” to confirm the submission⁴.

accbx.trademark-clearinghouse.com says

Are you sure you want to re-submit your trademark record for verification? Please note that once re-submitted, you can no longer make adjustments to the submitted information.

OK Cancel

Before final confirmation, please make sure that all the information submitted is correct. In case you have any questions, do not hesitate to reach out to our customer support. Once confirmed, the trademark record will go back to the normal verification flow.

⁴ By clicking on “Cancel”, you will cancel the operation.